

Colorado's State Budget on Aging



→ *ANY SPENDING OVER \$10 MILLION*

SAM ZACHER

GOVERNOR'S OFFICE OF STATE PLANNING AND BUDGETING

APRIL 9, 2018

PRESENTED TO:

STRATEGIC ACTION PLANNING GROUP ON AGING (SAPGA)

Outline

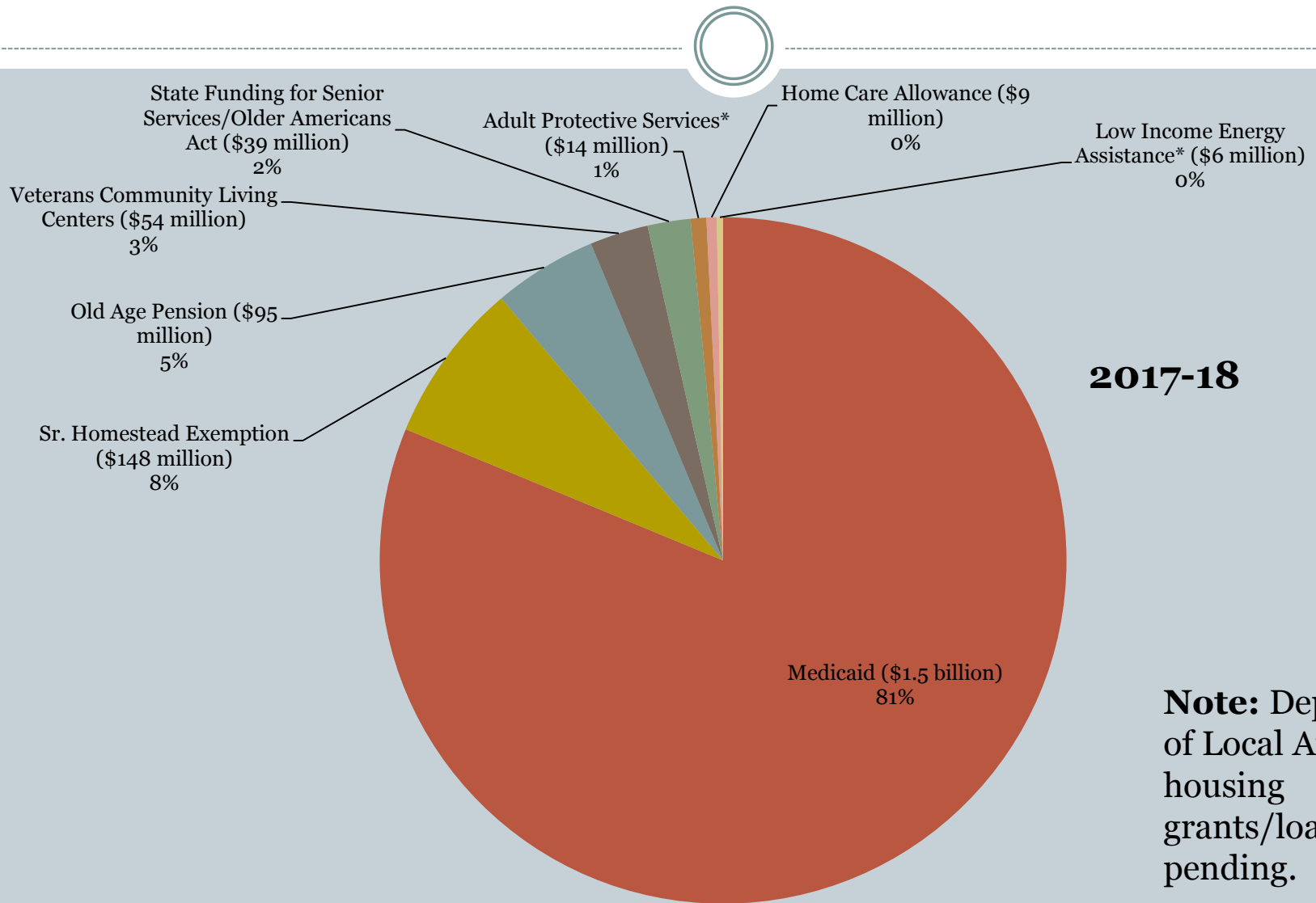


- What are we talking about?
 - For all state budget programs over \$10 million—with at least a portion spent on older Coloradans:
 - ✦ Spending over the last 5 years, by fund type (state, federal, etc.)
 - ✦ How to qualify for the program?
 - ✦ Who exactly are we serving?
 - ✦ Do we serve everyone eligible?
 - ✦ What / who decides the level of funding?

- Why?
 - Inform aging policy discussions
 - Prompt questions from SAPGA on other funding info to see

- Key questions to keep in mind:
 - *Do the spending levels reflect the right state priorities for older Coloradans?*
 - *What other kinds of data on any of this would be helpful to SAPGA?*
 - *For how many of these can we do cost-benefit analyses?*
 - *How does the need for any given program depend on the success of other programs?*
 - *How do programs reinforce or contradict one another?*

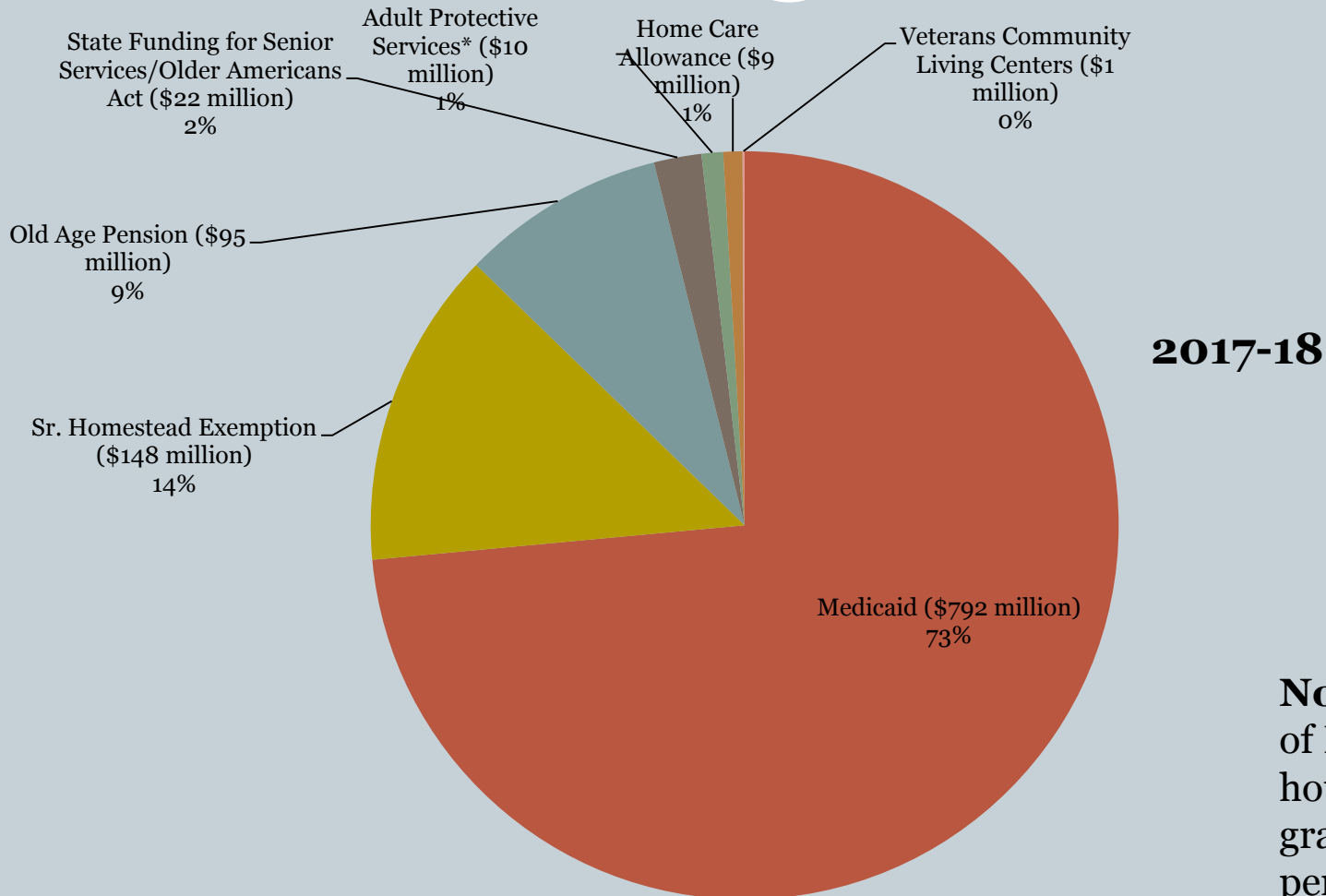
Aging budget overview – TOTAL FUNDS



Note: Department of Local Affairs housing grants/loans data pending.

* This is the rough portion of this specific budget line that is spent on older Coloradans.

Aging budget overview – GENERAL FUND



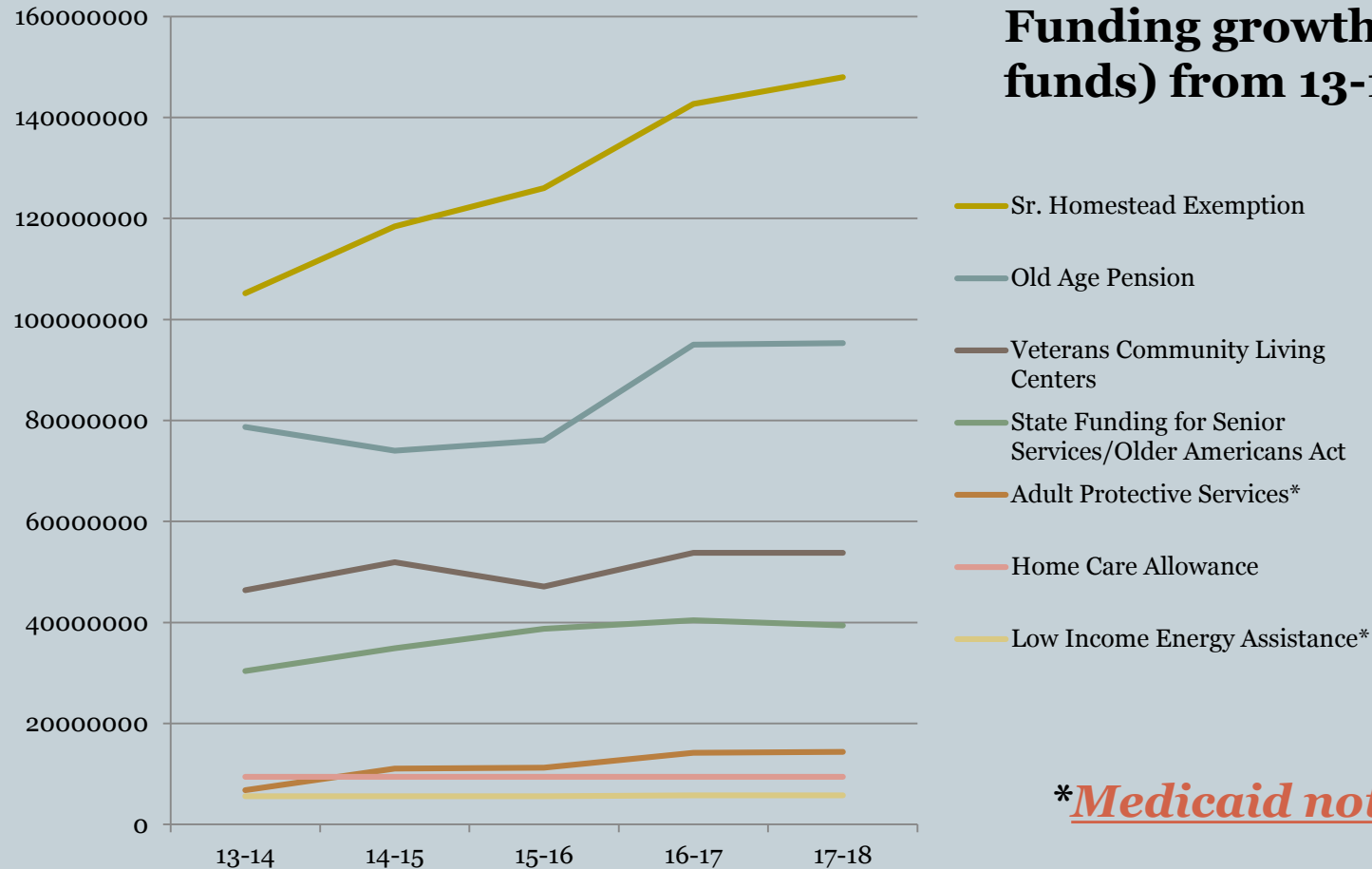
Note: Department of Local Affairs housing grants/loans data pending.

* This is the rough portion of this specific budget line that is spent on older Coloradans.

Aging budget overview – FUNDING GROWTH



Funding growth (total funds) from 13-14 to 17-18*

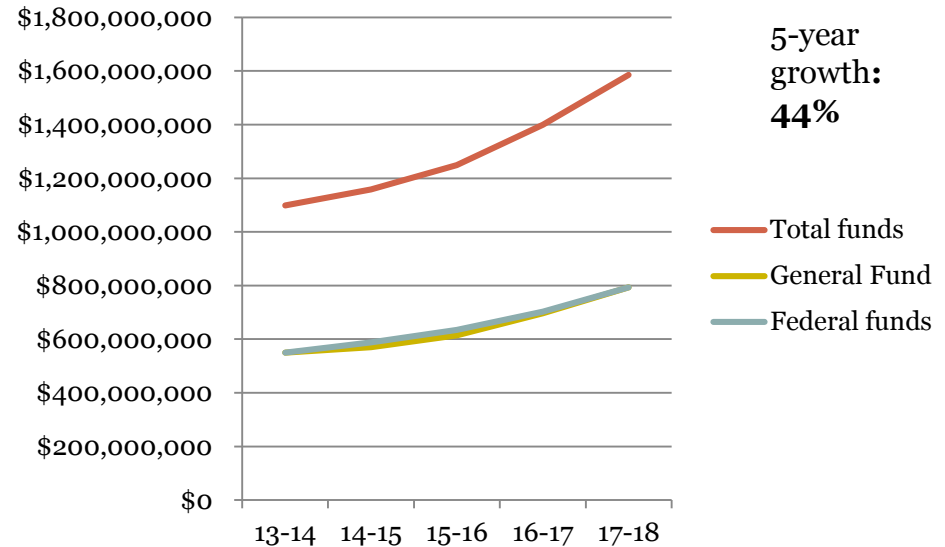


****Medicaid not listed***

#1: Medical Services Premiums (HCPF)



- **Description:** Medical benefits for older Coloradans.
- **Benefit:** Acute care, community-based long-term care, long-term care, and more.
- **Eligibility:** Both:
 - (A) 65+ who qualify for Old Age Pension
 - (B) “Partial Dual Eligibles”-- fully eligible for Medicare, with Medicaid covering some out-of-pocket Medicare costs*
- **Coloradans eligible:** We’re not quite sure -- there are 711,625 Coloradans 65+ (2015). 0.2% of them are uninsured.
- **Who we serve:**
 - (A) 46,038 in OAP-A (6.5% of 65+ CO population), costing \$1.5b.
 - (B) 34,868 PDEs, costing \$90m.
- **Is there a waitlist?** No.
- **Who controls the funding?** Federal law (Medicaid) then state law (on OAP). Caseload-driven.



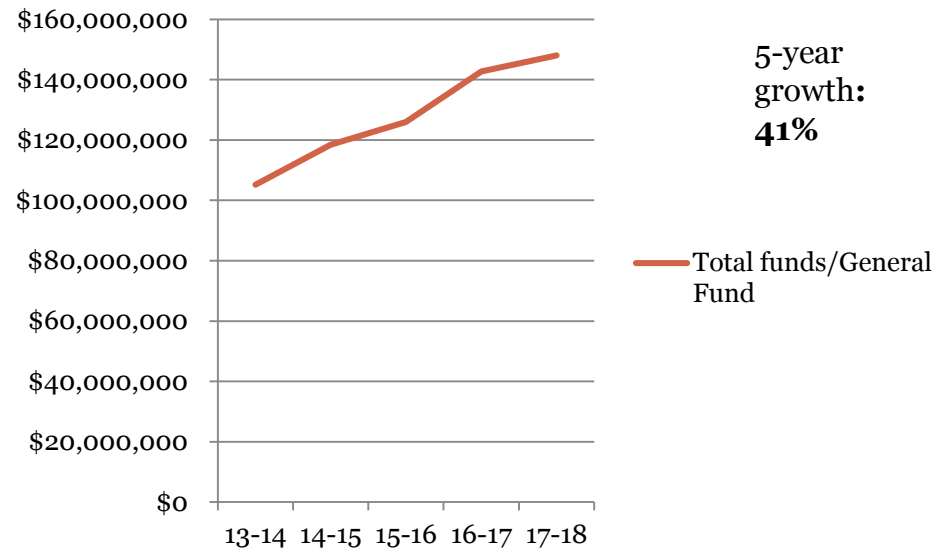
- *NOTE: Old Age Pension State Medical Program not technically included here, but that budget line (about \$12 million) effectively spent here.*

*Approximately 57% of Partial Dual Eligibles are 65 and older.

#2: Senior Homestead Exemption (Treasury)



- **Description:** Exemption that 65+ ppl can claim against their local property taxes.
- **Benefit:** Exempts HALF of first \$200k of property value from local property taxation;
 - In Denver would be exempted about \$560 for 1 year if \$200k property, w/ avg tax rate 0.56% = \$1,120, so half is \$560.
- **Eligibility:** 65+ and lived in residence for 10+ years, as "primary residence"; OR be disabled veteran.
 - NOTE: *not* means-tested.
- **Coloradans eligible: ?**
- **Who we serve:** 2015 tax year, 234,667 ppl claimed exemption.
- **Is there a waitlist?** No.
- **Who controls the funding?** State constitutional law – then caseload-driven. However, the legislature could lower the property value amount to which exemption applies (currently \$200k).

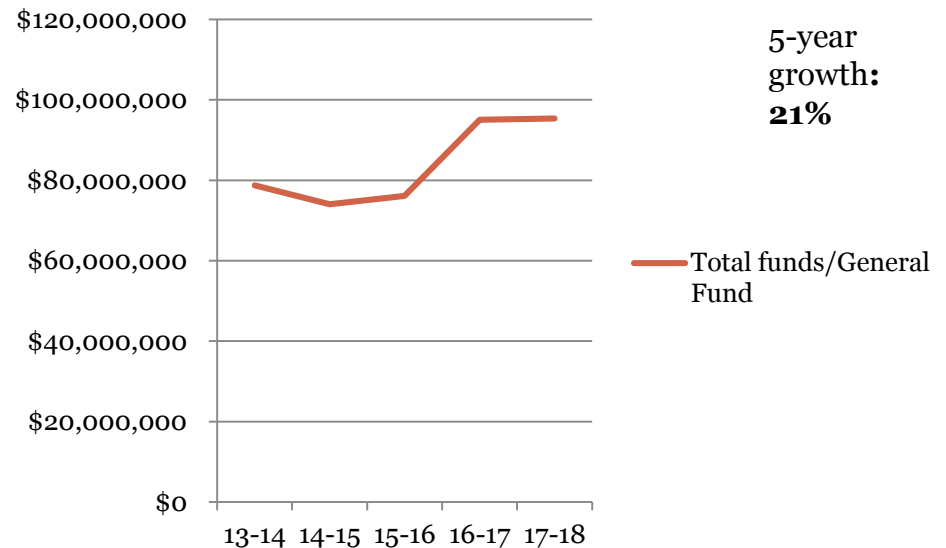


- *Question: Do we want data on income breakdown of Coloradans who claim this exemption?*

#3: Old Age Pension (Human Services)



- **Description:** Cash assistance given to low-income Coloradans 60+.
- **Benefit:** Maximum monthly award is \$788; benefit amount is reduced by other income (earned or unearned) received, based on a formula. Avg 16-17 monthly award was \$354.
- **Eligibility:** 60+ and a person's annual income may not exceed \$9,456.
- **Coloradans eligible:** There are an estimated 97,341 ppl 60+ living in poverty in Colorado, according to federal poverty threshold for a single-person household is \$12,140, but we don't know how many people qualify for OAP (lower poverty threshold).
- **Who we serve:** In 2017, OAP served 26,707 distinct individuals. (2.5% of Coloradans 60+)
- **Is there a waitlist?** No.

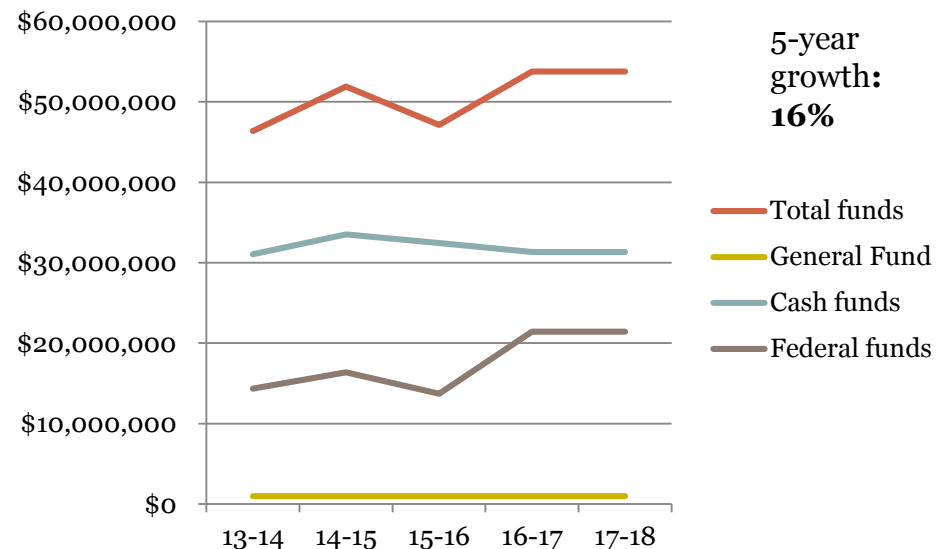


- **Who controls the funding?** (A) State law on OAP definition, (B) State Board of Human Services, which controls the cost-of-living-adjustment (COLA), but they are often required to increase the COLA to maintain the regulatory relationship with the feds.
- **NOTE:** *The fund source for OAP shows up in all budget documents as “cash funds”, but it’s really just General Fund that automatically goes into the “OAP cash fund”.*

#4: Veterans Community Living Centers (Human Services)



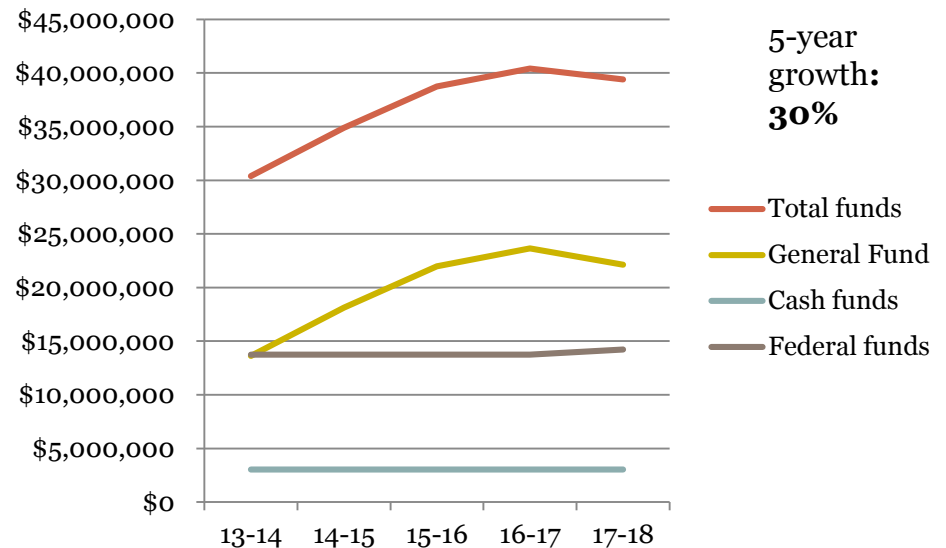
- **Description:** State-supervised system of nursing homes for veterans and families of veterans. There are five in the state.
- **Benefit:** Long-term care, short-term rehabilitation, domiciliary cottages (similar to assisted living), memory care services, short-term "respite" care, and end-of-life/hospice services.
- **Eligibility:** Honorably-discharged veterans, spouses/widows of veterans, or Gold Star parents (of children who died while serving in the Armed Forces).
- **Coloradans eligible:** There are 407,616 Veterans in Colorado (2016).
- **Who we serve:** 380 ppl
 - 86% of them are 70+
 - 98% are 60+
 - 44% on Medicaid/Medicare
- **Is there a waitlist?** No, but it's possible to have one, as VCLCs must be serving 75%+ veterans (as opposed to spouses or parents).
- **Who controls the funding?** (A) Feds – V.A. can alter reimbursement rates, (B) General Assembly has appropriated some General Fund to help with admin costs.



#5: State Funding for Senior Services + Older Americans Act (Human Services)



- **Description:** DHS contracts with 16 AAAs around the state that contract with local service providers to provide an array of support services to older Coloradans who generally live in their homes.
- **Benefit:** Variety of services, such as transportation, congregate meals, home-delivered meals, legal assistance, adult day care, personal care, and health promotion and disease prevention.
- **Eligibility:** Must be 60+ years old.
 - NOTE: **not** means-tested.
- **Coloradans eligible:** 1,069,949
- **Who we serve:** AAAs and local providers keep more data than DHS has access to.
 - 2012-13: 36,932 unduplicated older adults received services through the OAA and SFSS.
 - 2016-17: 54,182 unduplicated older adults. (47% growth)

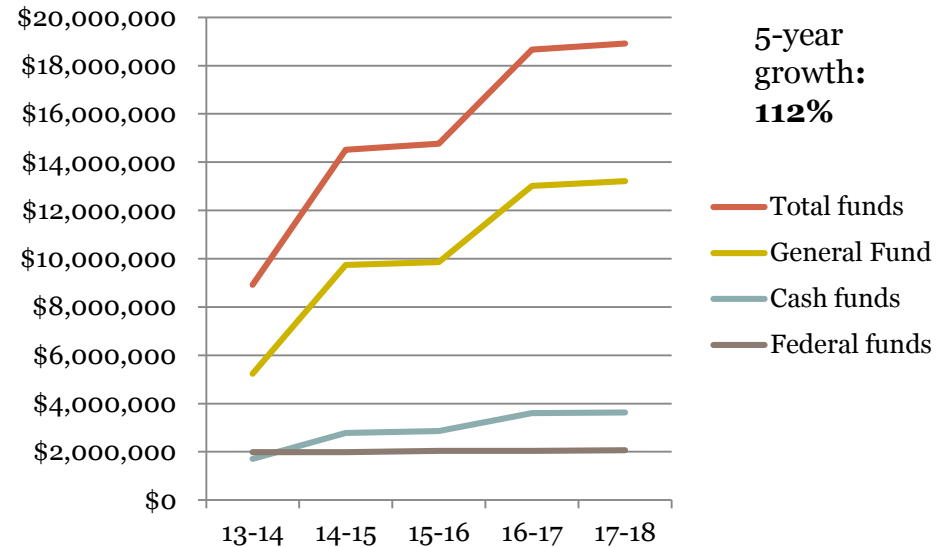


- **Is there a waitlist?** Yes, for some services, but we don't know the complete picture.
- **Who controls the funding?** (1) General Assembly, (2) federal law & budget.
- **Note:** FY 18-19 budget bill would increase AAA funding by 10%.

#6: Adult Protective Services (Human Services)



- **NOTE:** 76% of APS clients are 60+. The figure on the right shows the total spending on Coloradans of all ages.
- **Description:** Provide for the safety and protection of at-risk adults who are, or are suspected to be, victims of mistreatment.
- **Benefit:** APS offers protective services to prevent, reduce, or eliminate the current or potential risk of mistreatment or self-neglect to the at-risk adult, by using community based services and resources, health care services, family and friends when appropriate, and other support systems.
- **Eligibility:** 18+, susceptible to mistreatment or self-neglect because the adult is unable to perform or obtain services necessary for his or her health, safety, or welfare or because they lack sufficient understanding or capacity to make or communicate responsible decisions concerning their person or affairs.
- **Coloradans eligible: ?**
- **Who we serve:** 76% are 60+ (w/ 84% living in their home). Of those 60+, risk factors include:
 - Frail (40%)
 - Dementia/Alzheimers (34%)
 - Medically fragile (32%),
 - Physical impairment (29%)
 - Major mental/emotional disorder (14%)
 - Neurological impairment (10%)
 - IDD (3%).

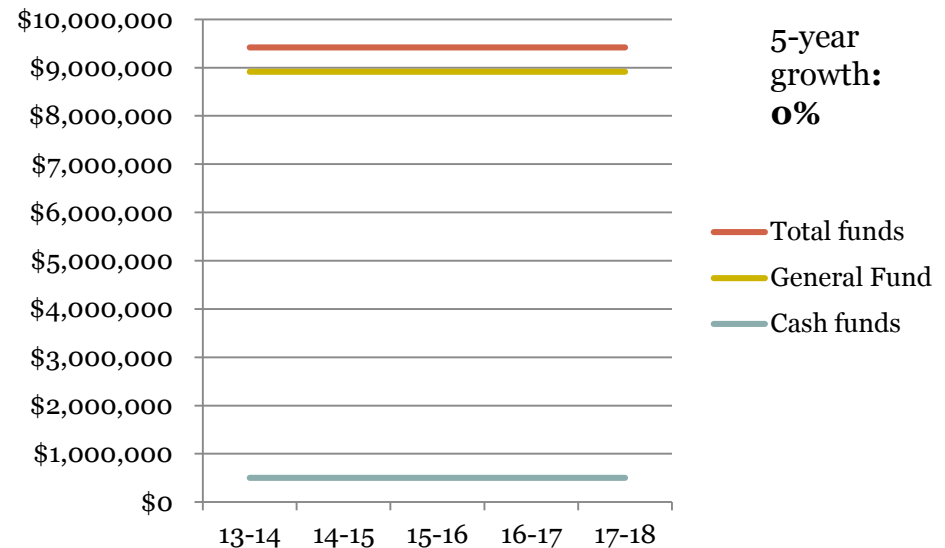


- **Is there a waitlist?** No.
- **Who controls the funding?** (A) Feds (Title XX), (B) General Assembly (legislative action in recent years: 13-111, 15-109, 17-1284).

#7: Home Care Allowance (Human Services)



- **Description:** Financial assistance program for elderly, low income and/or disabled -- intended to help ppl avoid placement in a nursing home by paying for unskilled home care services, which allow them to continue living independently.
- **Benefit:** Max. cash payment of \$530/month. If financially eligible, the benefit amount is determined by a combined assessment of functional capacity and a need for paid care.
 - Three benefit tiers: \$255, \$397, \$530.
- **Eligibility:** 18+, receive Supplemental Security Income (SSI) or be enrolled in the Colorado Aid to the Needy Disabled (AND).
 - In 2018, ppl permitted a monthly income up to \$750/an annual income up to \$9,000.
 - Countable resources (not including home value) less than \$2,000 single / \$3,000 married.
- **Coloradans eligible:** 17,560 Coloradans 65+ received SSI benefits in Dec. 2016. (Likely a considerable over-estimate, as only a subset of these ppl would be eligible based on their functional capacity score and need for paid care score).

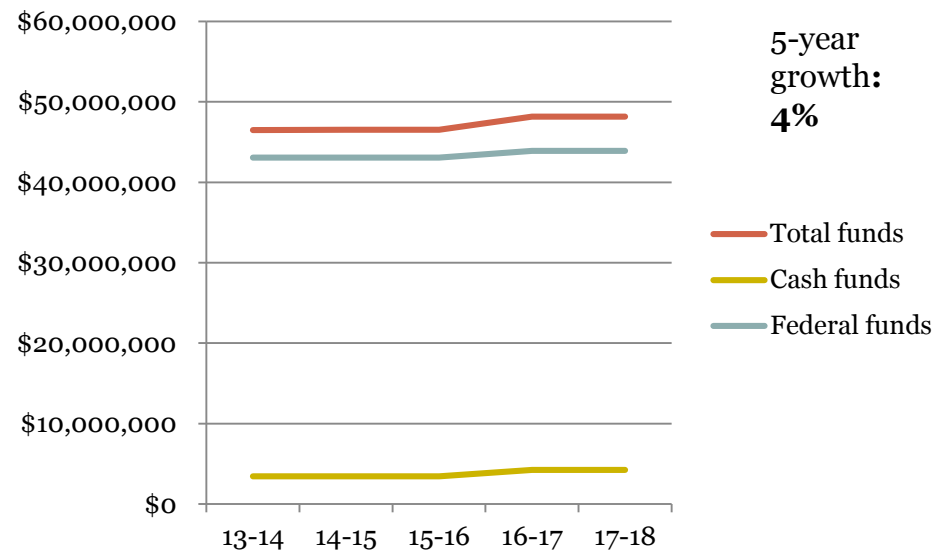


- **Who we serve:** In 2017, served 1,886 distinct individuals (11% of those in SSI).
- **Is there a waitlist?** No.
- **Who controls the funding?** General Assembly (see flat growth in graph), but DHS can adjust eligibility criteria.

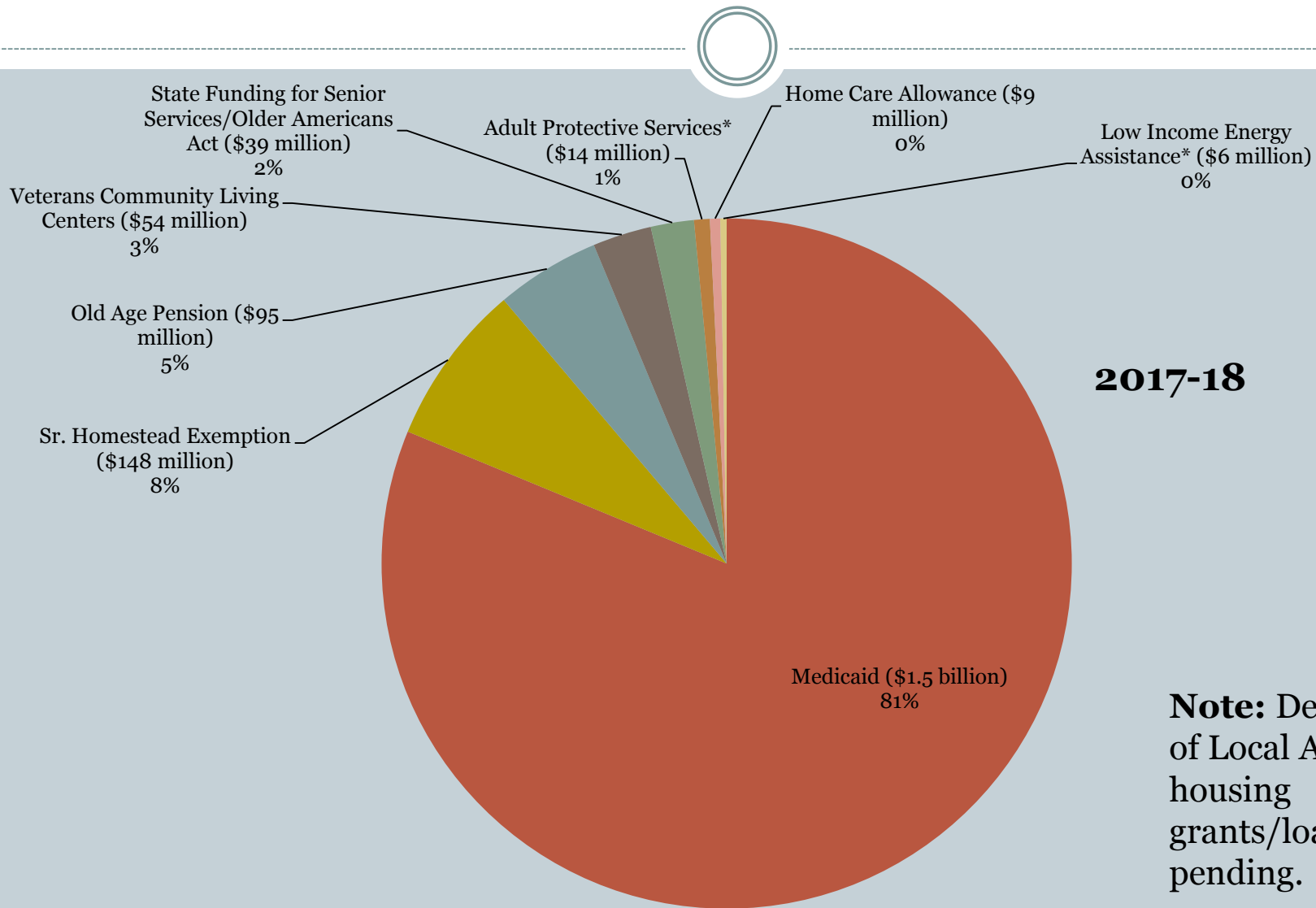
#8: Low Income Energy Assistance (Human Services)



- **NOTE:** 12% of total individuals served are 65+. The figure on the right shows the total spending on Coloradans of all ages.
- **Description:** Federally-funded, state-supervised, county-administered system -- designed to assist with your winter heating costs for a home primary heating system.
- **Benefit:** For duration of 2017-18 heating season, min. benefit payment is \$300, max. benefit payment is \$1000. To date this season, the average benefit amount is \$385.90.
- **Eligibility:** Income must be less than 165% of the FPL & applicant is vulnerable to rising heat costs.
- **Coloradans eligible: ?**
- **Who we serve:**
 - 2017-18: 21,715 ppl 65+ (12% of total served).
 - Of those 65+: 45% are less than 100% FPL; 82% are less than 133% FPL.
- **Is there a waitlist?** No.
- **Who controls the funding?** Feds (block grant).



Aging budget overview – TOTAL FUNDS



Note: Department of Local Affairs housing grants/loans data pending.

* This is the rough portion of this specific budget line that is spent on older Coloradans.

Questions for SAPGA



- Where to go from here?
 - Expand this to how many lines in the state budget? (\$ amount threshold?)
 - What else?
- Questions to discuss:
 - *Do the spending levels reflect the right state priorities for older Coloradans?*
 - *What other kinds of data on any of this would be helpful to SAPGA?*
 - *For how many of these can we do cost-benefit analyses?*
 - *How does the need for any given program depend on the success of other programs?*
 - *How do programs reinforce or contradict one another?*

Contact:



Sam Zacher

sam.zacher@state.co.us

Office of State Planning and Budgeting