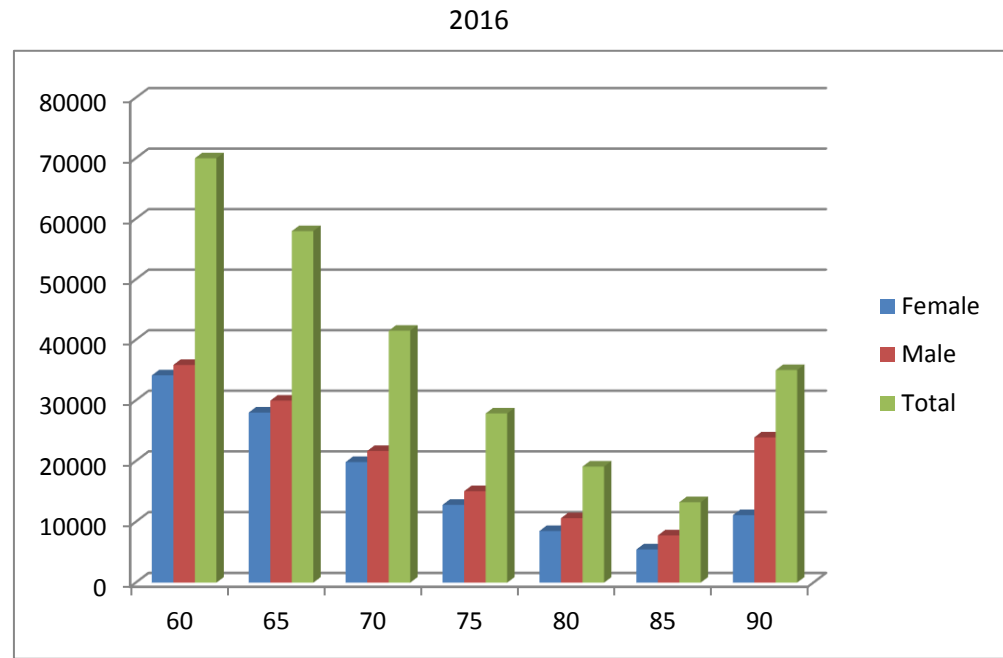
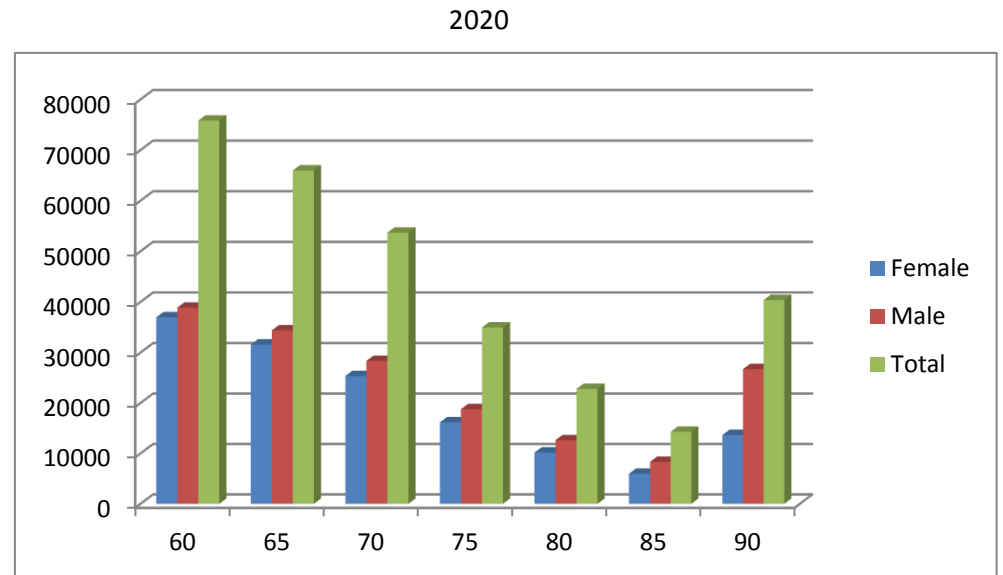


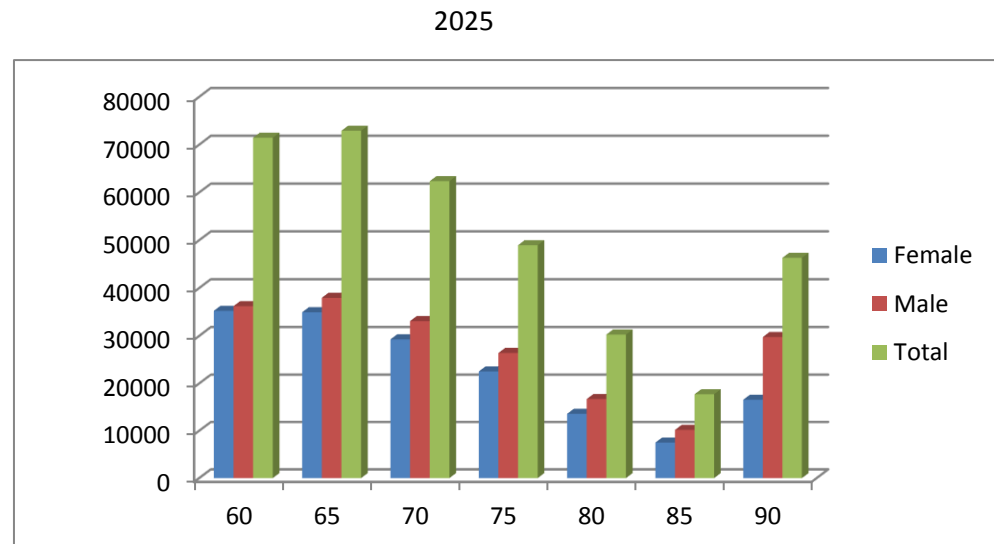
YEAR	AGE	MALE	FEMALE	TOTAL
2016	60	34143	35862	70005
	65	27998	29969	57967
	70	19843	21669	41511
	75	12802	15050	27852
	80	8494	10604	19098
	85	5466	7771	13237
	90	11107	23905	35012



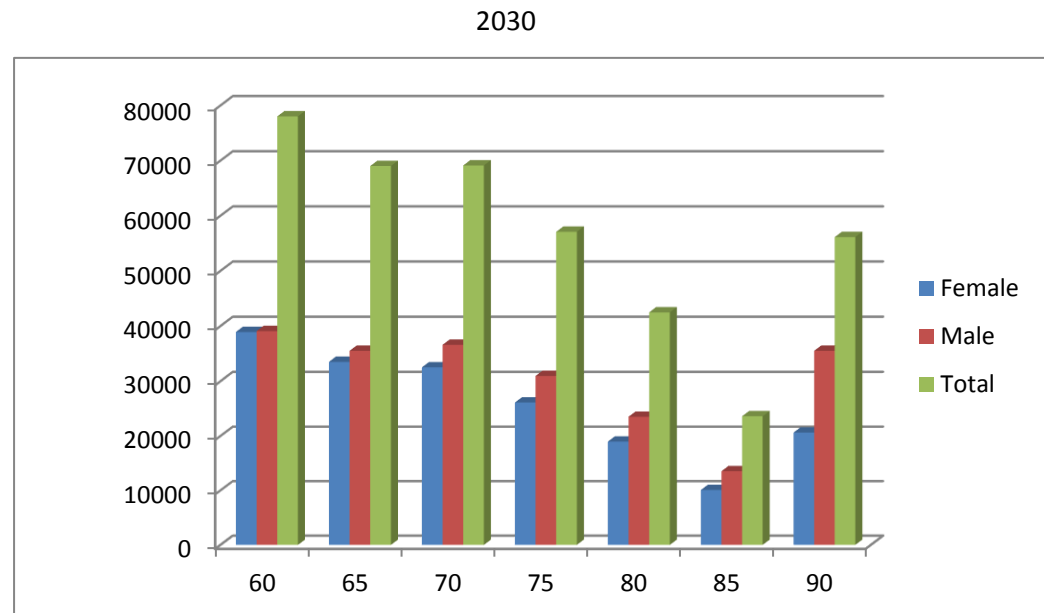
YEAR	AGE	MALE	FEMALE	TOTAL
2020	60	36962	38857	75819
	65	31580	34394	65973
	70	25350	28333	53683
	75	16177	18777	34954
	80	10173	12624	22796
	85	5977	8320	14297
	90	13651	26726	40377



YEAR	AGE	MALE	FEMALE	TOTAL
2025	60	35242	36209	71451
	65	34946	37959	72905
	70	29271	33093	62364
	75	22532	26435	48967
	80	13574	16709	30283
	85	7517	10191	17707
	90	16560	29764	46324
2030	60	38928	39094	78021
	65	33503	35516	69019
	70	32517	36603	69119
	75	26136	30959	57096
	80	18959	23525	42484
	85	10085	13533	23618
	90	20618	35514	56133
2035	60	39164	38693	77858
	65	37090	38333	75423
	70	31339	34389	65727
	75	29183	34342	63525
	80	22121	27661	49782
	85	14163	19112	33275
90	27811	47206	75017	



YEAR	AGE	MALE	FEMALE	TOTAL
2030	60	38928	39094	78021
	65	33503	35516	69019
	70	32517	36603	69119
	75	26136	30959	57096
	80	18959	23525	42484
	85	10085	13533	23618
	90	20618	35514	56133



YEAR	AGE	MALE	FEMALE	TOTAL
2035	60	39164	38693	77858
	65	37090	38333	75423
	70	31339	34389	65727
	75	29183	34342	63525
	80	22121	27661	49782
	85	14163	19112	33275
	90	27811	47206	75017

